


TELENCO® HYPOCLAMP F

DROP CLAMP FOR FLAT CABLES




LEGEND

- 1 Wedge & Bail
- 2 Body
- 3 Shim

The Telenco® Hypoclamp F drop clamp is designed to terminate fibre optic flat drop cables on poles or facades used for the roll-out of telecom networks where spans do not exceed 70m.

The Hypoclamp F drop clamp consists of a metallic body and shim, a plastic wedge and an integrated opening bail. The clamp's parts are delivered in kit so to enhance cable installation ease.



PN	MODEL	MAX. CABLE DIMENSIONS			PACKG
		MAX. WIDTH	MAX. HEIGHT		
51 29	HYPOCLAMP F	10mm	4mm	0.05kg	100 units

INSTALLATION INSTRUCTIONS

- 1 Hang the clamp's bail onto the pole line hardware fitting. Lock the bail.




- 2 Place the flat cable into the clamp's body.



3

Position the shim onto the cable in the clamp's body, with the gripping bumps facing the cable.




4

Place the body at the rear side of the wedge. Slide it so to initiate the clamping onto the shim.



5

Secure the cable by pulling the clamp's body towards the span side while maintaining the bail.



6

Installation successfully completed.

